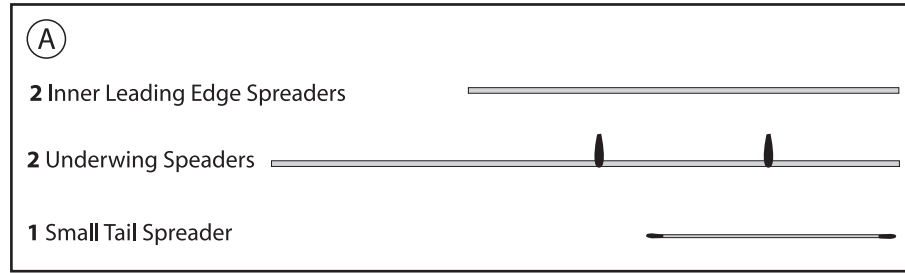


# GIANT BALD EAGLE KITE *assembly instructions*

**Step 1:**  
Unroll the Giant Bald Eagle Kite.

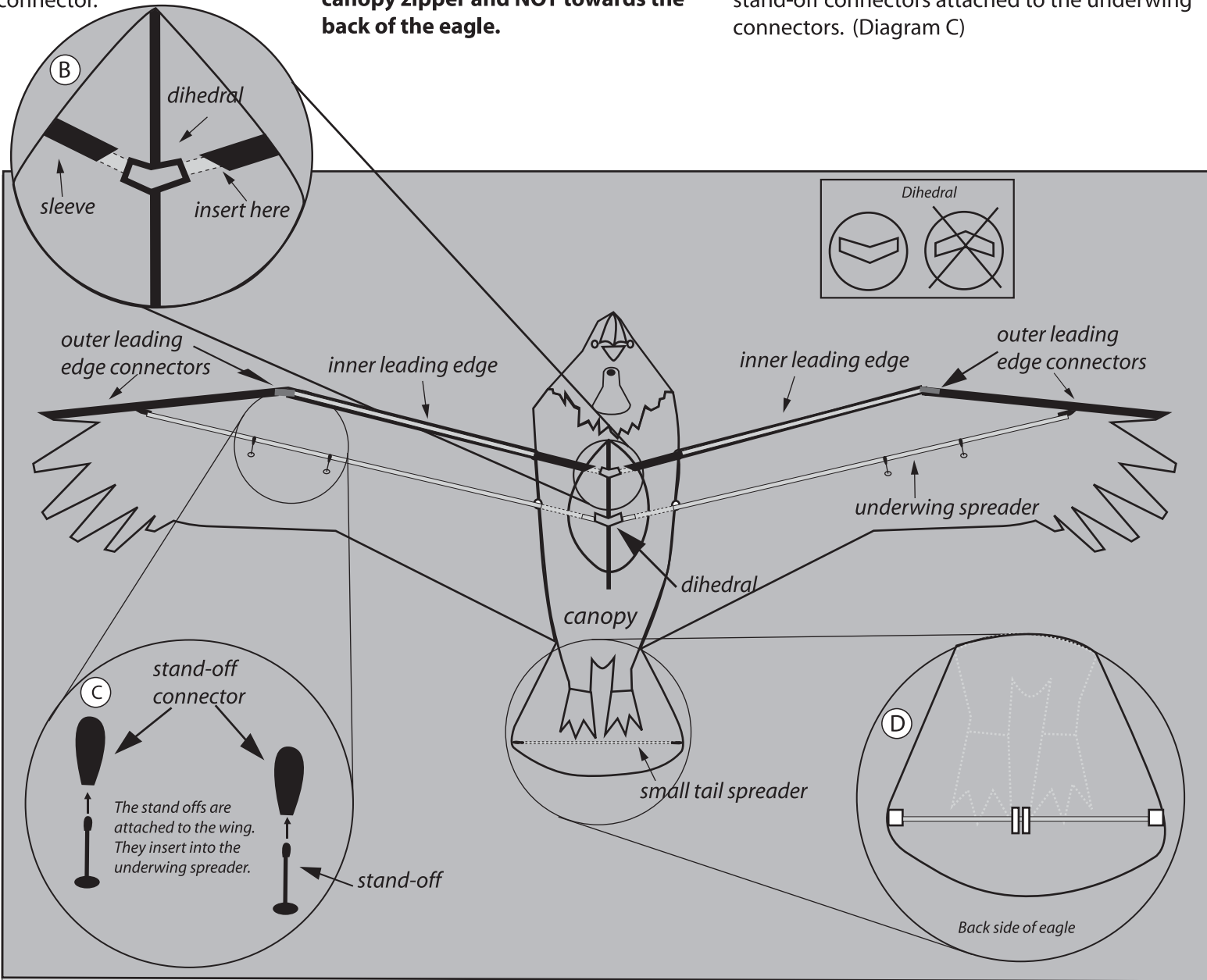
**Step 2:**  
Identify and organize the spreaders.  
(Diagram A.)



**Step 3:**  
Insert the inner leading edge spreaders into sleeve. The leading edge starts inside the zippered body (Diagram B) and extends into the outer leading edge connector.

**Step 4:**  
Plug the other end of each inner leading edge spreader into the dihedral fitting located on the spine rod down the center of the canopy. **Note: Make sure the tip of the dihedral is pointed towards the canopy zipper and NOT towards the back of the eagle.**

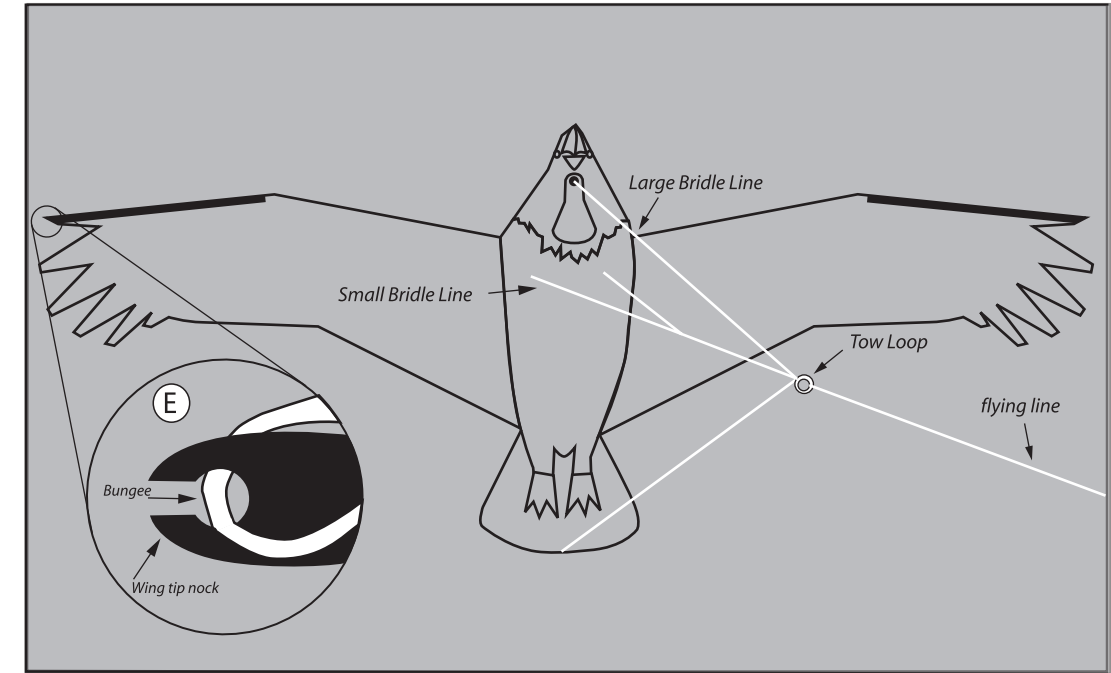
**Step 5:**  
Insert the underwing spreader into the lower holes of the zippered body and then into the dihedral. Insert the other end into the corresponding outer leading edge connector. The two stand-offs attached to the wing should insert into the two stand-off connectors attached to the underwing connectors. (Diagram C)



**Step 6:**  
With the eagle laying on its front side, with its back facing upward, slide the small tail wand through the two middle loops on the tail. The two ends should insert into pockets on each side of the tail.  
(Diagram D)

**Step 7:**  
Stretch wing tension bungee loop over wing tip nocks.  
(Diagram E)

Kite is now ready to fly.



## FLIGHT INSTRUCTIONS:

- Connect flying line to Tow Loop.
- Have a friend stand about 75 ft. downwind from you and hold the kite with its Leading Edge pointed towards the sky.
- As the wind catches the kite, signal your friend to release it while you bring in the line with long steady pulls.
- Slowly let out more line as the kite flies upward.
- This kite can gain high altitudes very quickly. It is a very good glider making this an ideal kite to fly in light winds. Release lines for the kite to glide downwind, grip lines to stop the glide and to gain altitude.

RECOMMENDED LINE: 90 LB TEST LINE

## OPTIMUM WIND CONDITIONS FOR GIANT BALD EAGLE KITE

BEAUFORT SCALE	CALM	LIGHT AIR	LIGHT BREEZE	GENTLE BREEZE	MODERATE BREEZE	FRESH BREEZE	STRONG BREEZE																								
[M.P.H.]	0	1	2	3	4	5	6	7	8	9	10	11	12	13	14	15	16	17	18	19	20	21	22	23	24	25	26	27	28	29	30
WIND																															
									<b>GIANT BALD EAGLE</b>																						

Note: Wind conditions aloft may vary considerably from those found near ground level.