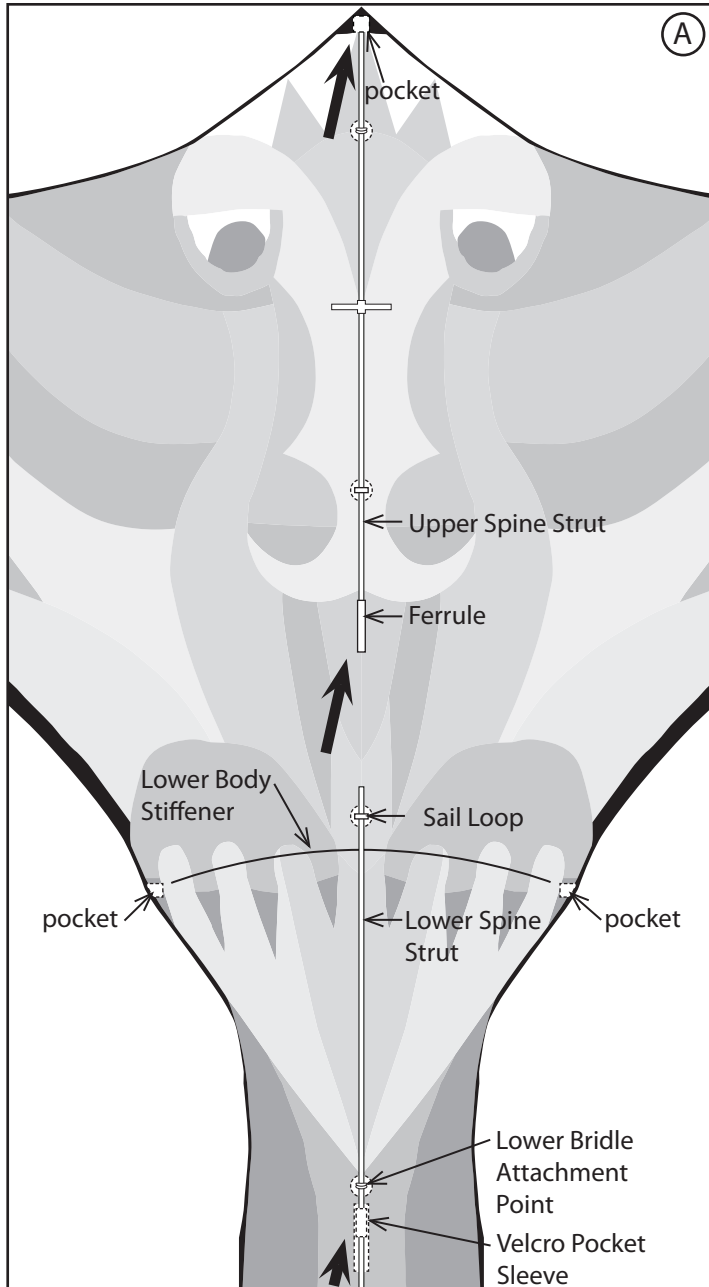


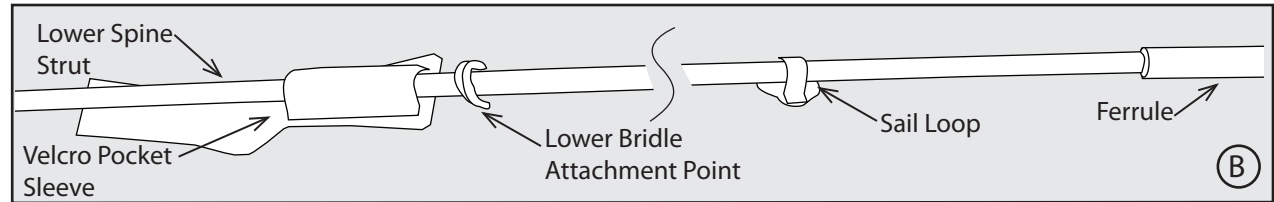
LARGE HESPELER DRAGON DIAMOND

assembly instructions



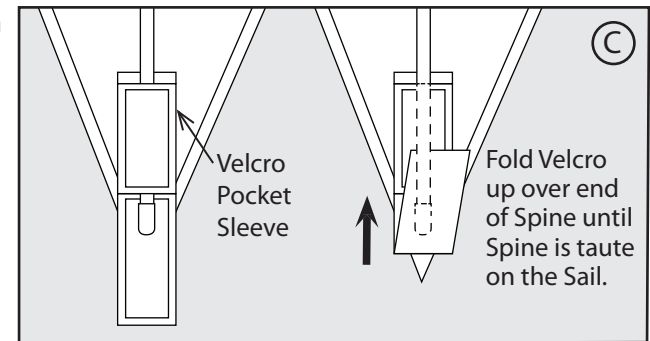
Step 1: Unroll kite and lay out flat facedown.

Step 2: Insert Lower Spine Strut Into pre-inserted Upper Spine Strut at ferrule. Make sure the Lower Spine Strut goes through the Velcro Pocket Sleeve at the bottom of the spine, Lower Bridle Attachment Point and Sail Loop. (diagram A and B)

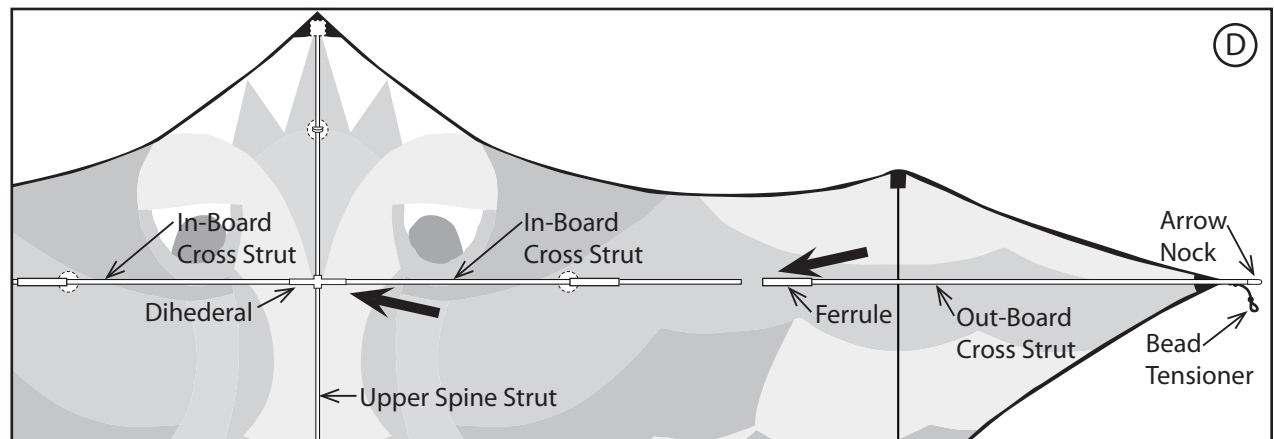


Step 3: Make sure top of assembled Spine Strut is fit snugly into pocket at top of kite body and tighten and close Velcro Pocket at bottom of kite body. (diagram C)

Step 4: Slide Lower Body Stiffener underneath Lower Spine Strut and into pockets at both edges of lower kite body. (diagram A)

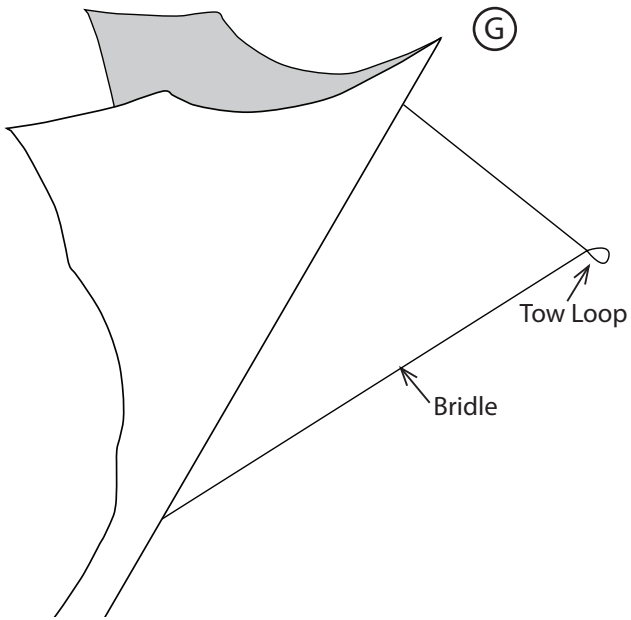


Step 5: Insert In-Board Cross Strut into Dihedral on Spine Strut (go through Sail Loop.) Repeat other side. (diagram D)

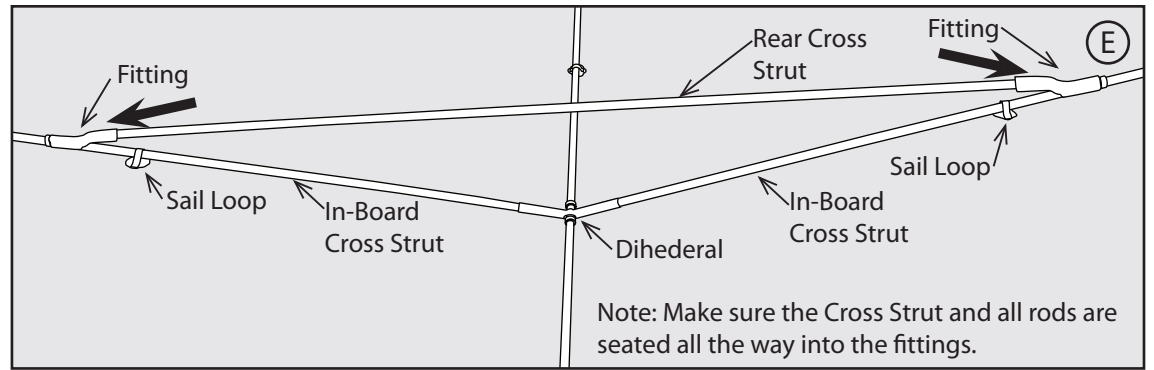


FLIGHT INSTRUCTIONS

- Tie flying line to Tow Loop. (diagram G)
- Have a friend stand about 75 ft. downwind from you and hold the kite with its head pointed towards the sky.
- As the wind catches the kite, signal your friend to release it while you bring in the line with long steady pulls.
- Slowly let out more line as the kite flies upward.

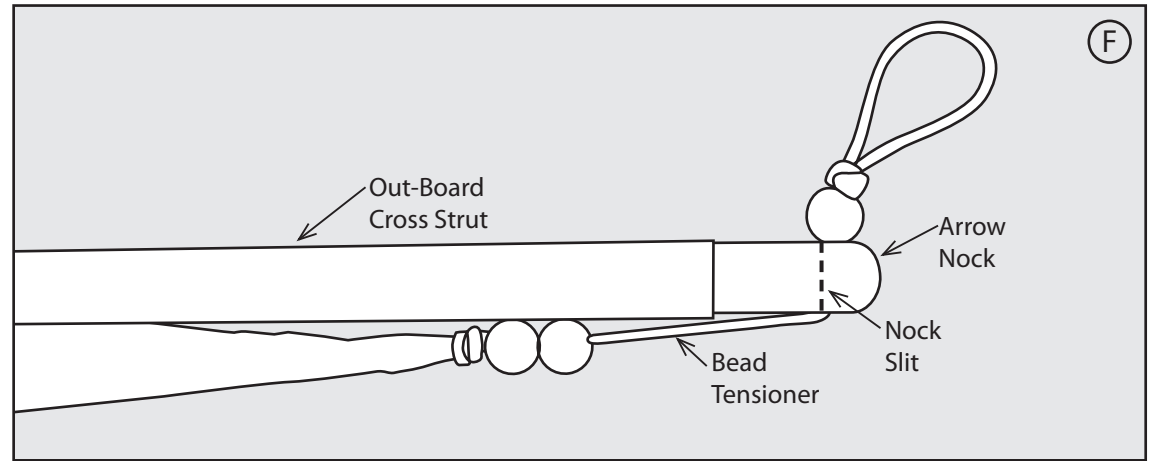


RECOMMENDED LINE: 80 LB TEST LINE



Step 6: Insert Rear Cross Strut into Fitting on the In-Board Cross Strut. (diagram E)

Step 7: Insert other end of the In-Board Cross Strut into the Ferrule end of the Out-Board Cross Strut. Hook Arrow Nock ends of Out-Board Cross Struts onto Bead Tensioners at edges of kite body and tension as needed. The String and Bead of the Bead Tensioner goes through slit in Nock. (diagram F)



Step 8: Make sure Bridle is pulled completely through front of sail, attach line to Bridle, and your Dragon Diamond is ready to fly!

OPTIMUM WIND CONDITIONS FOR LARGE DRAGON DIAMOND

BEAUFORT SCALE	CALM smoke rises vertically	LIGHT AIR Direction of wind shown by smoke, but not by wind vanes	LIGHT BREEZE Wind felt on face, leaves rustle, ordinary vane moves	GENTLE BREEZE Leaves and small twigs in constant motion; wind extends light flag	MODERATE BREEZE Raises dust and loose paper; small branches move	FRESH BREEZE Small trees & leaves begin to sway; crested wavelets form on inland water	STRONG BREEZE Large branches in motion; utility wire whistle; windows rattle
WIND [M.P.H.]	0	1-3	4-5	6-7	8-10	11-16	17-30
LARGE DRAGON DIAMOND							

Note: Wind conditions aloft may vary considerably from those found near ground level.